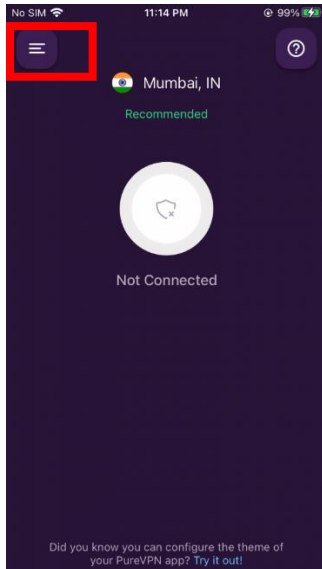
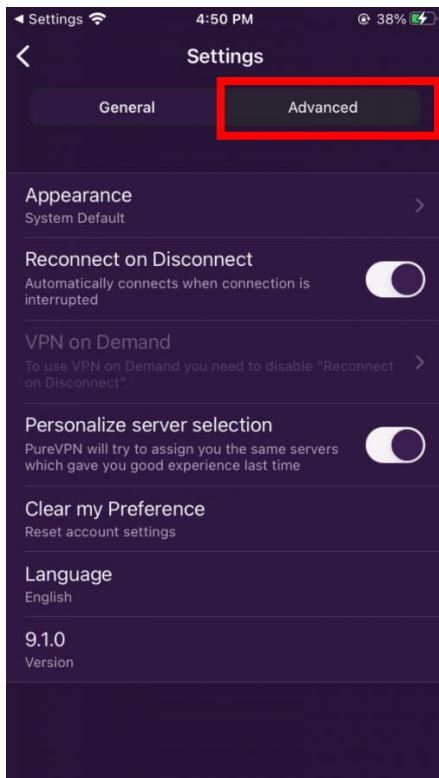


How to connect PureVPN on iOS

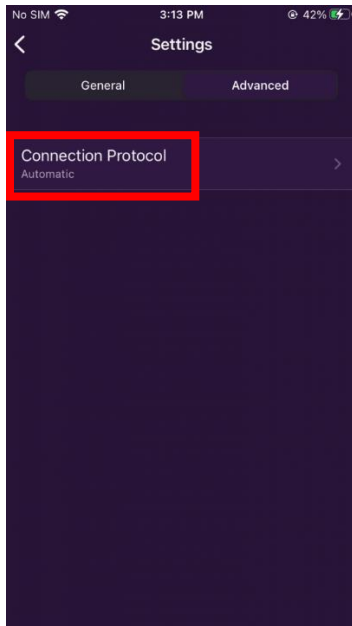
- Tap the **hamburger** icon (≡) from the top left.



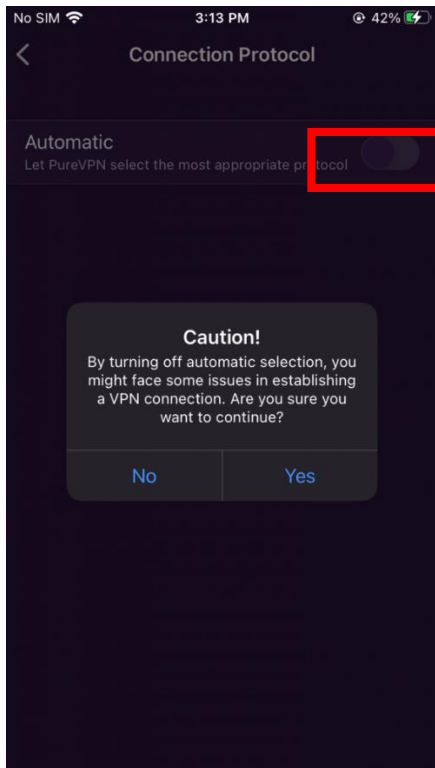
- Tap **Settings**.
- Tap **Advanced** tab.



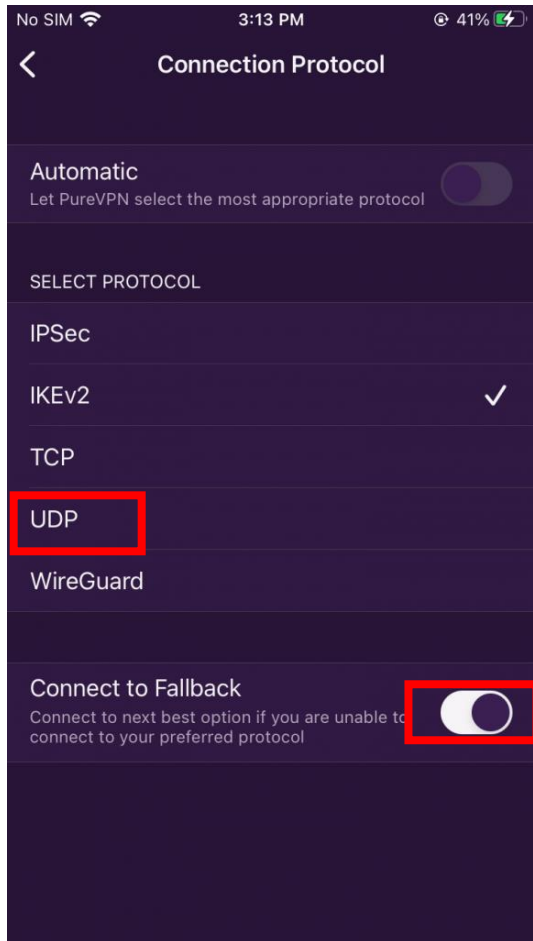
- Tap **connection protocol**.



- Turn off **automatic protocol selection** to change your protocol selection, A warning will appear, tap **ok** to continue.



- Choose **UDP** from the list of protocols and turn **OFF** for “Connect to Fallback”



- Once done, click the **globe icon** 🌐 at the left panel of the PureVPN app.
- Choose any QR location to get connected.

Search Locations

RECENT LOCATION

Mumbai, IN

FAVORITES

Your favorites will appear here

LOCATIONS

- United States QR ☆ >
- United Kingdom ☆ >
- Netherlands QR ☆ >
- Germany QR ☆ >
- Canada ☆ >
- Australia QR ☆ >
- France ☆ >